



WO \_\_\_\_\_  
CONTRACTOR \_\_\_\_\_  
JOB NAME \_\_\_\_\_  
CONTACT \_\_\_\_\_

DUE DATE \_\_\_\_\_  
SHEET # \_\_\_\_\_  
PO# \_\_\_\_\_

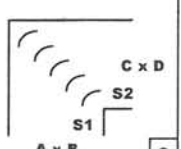
Pressure Class	½" <input type="checkbox"/>	1" <input type="checkbox"/>	2" <input type="checkbox"/>	Straight Duct	Assm <input type="checkbox"/>	KD <input type="checkbox"/>	Sealed	Yes <input type="checkbox"/>	No <input type="checkbox"/>	Exposed	Yes <input type="checkbox"/>	No <input type="checkbox"/>	Dampers	Jiffy <input type="checkbox"/>	½" rodDED <input type="checkbox"/>
	3" <input type="checkbox"/>	4" <input type="checkbox"/>	6" <input type="checkbox"/>	Fittings	Assm <input type="checkbox"/>	KD <input type="checkbox"/>									



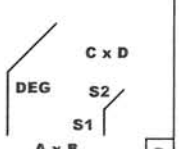
A



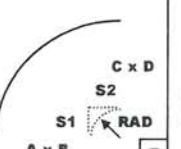
B



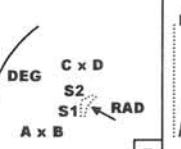
C



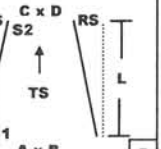
D



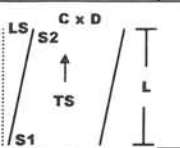
E



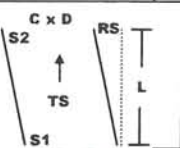
F



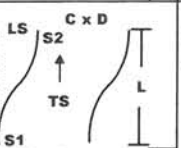
G



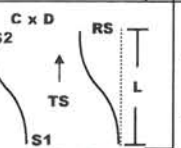
H



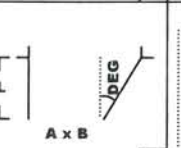
I



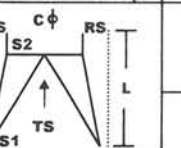
J




K




L



M



N



O

CODE	QTY	CONN1 A X B	CONN2 C X D	L	S1	S2	LS	RS	TS	BS	DEG	RAD	LINER	VANE	MARK

Notes \_\_\_\_\_  
\_\_\_\_\_